

POWER EQUIPMENT



POWER EQUIPMENT CATALOG



PRESSURE WASHERS / INVERTER / GENERATORS
SEMI TRASH PUMPS / 3-IN-1 COMPRESSOR WELDER GENERATOR



THE BRAND YOU CAN RELY ON

Since Yanmar's founding more than 100 years ago, our company has been driven by a pioneering spirit for world-leading technology. Today, this technology continues to be a core focus, allowing us to build powerful products that meet the rigorous demands of consumers and professionals alike.

Using our ever-advancing technology, Yanmar continuously strives to exceed customer expectations and deliver exceptional lifetime value by integrating our products, services, and knowledge into superior quality, comprehensive solutions.

PRESSURE WASHERS & ACCESSORIES

YP3625PWC	4
YP3725PWH	5
YP4035PWC	6
YP4035PWH	7
Accessories	9

INVERTER / GENERATORS / AIR COMPRESSORS / SEMI TRASH PUMPS

YP2300VGC	11
YP6875GNC	11
YP10000GNC	12
YP5500GNH	12
YP8500GNH	13
YP165GW	13
YP158TP	14
YP285TP	14

PRESSURE WASHERS

Yanmar pressure washers are strong and durable machines powered by CRX® or Honda® engines. Designed with welded, powder-coated steel frames, these units deliver enhanced durability without sacrificing mobility. Yanmar pressure washers come with a best-in-class warranty, providing you peace of mind.



YP3625PWC

3600 PSI @ 2.5 GPM

- CRX® 210 engine is equipped with a low oil shutdown feature
- Commercial-grade, cost-effective AAA® Triplex pump delivers powerful pressure and performance
- 16" spray lance included for precise, targeted cleaning with extended reach
- 3/8 in. x 25 ft. kink- and abrasion-resistant steel-braided Monster™ hose with quick-connect fittings and polyurethane outer jacket
- Welded steel frame construction with a powder-coated finish for durability and corrosion resistance



SPECIFICATIONS

ENGINE CRX® 210	PUMP AAA® Triplex
PRESSURE 3600 PSI	FLOW 2.5 GPM
HOSE 25' Monster	NOZZLES 0°, 15°, 25°, 40°, Soap

10 YEAR LIMITED FRAME WARRANTY

5 YEAR LIMITED PUMP WARRANTY

3 YEAR LIMITED ENGINE WARRANTY

Restrictions apply. See your authorized Yanmar Dealer for warranty details.
Actual product may differ slightly than pictured.

FEATURES



COST-EFFECTIVE DESIGN

The YP3625PWC offers cost-effective power, with a commercial-grade AAA® Triplex pump suitable for general use.



STRENGTH & FLEXIBILITY

Monster™ hose with a polyurethane jacket is up to three times more abrasion-resistant than rubber while remaining lightweight and kink-resistant.

YP3725PWH

3700 PSI @ 2.5 GPM

- HONDA® GX200 engine with a low oil shutdown feature
- Reliable AAA® Triplex pump with bolt-on unloader, delivering peak performance and the highest nozzle pressure in its class
- 16" spray lance included for precise, targeted cleaning with extended reach
- 3/8 in. x 50 ft. kink- and abrasion-resistant steel-braided Monster™ hose with quick-connect fittings and polyurethane outer jacket
- Welded steel frame construction with a powder-coated finish for durability and corrosion resistance



SPECIFICATIONS

ENGINE Honda® GX200	PUMP AAA® Triplex
PRESSURE 3700 PSI	FLOW 2.5 GPM
HOSE 50' Monster	NOZZLES 0°, 15°, 25°, 40°, Soap

10 YEAR LIMITED FRAME WARRANTY

7 YEAR LIMITED PUMP WARRANTY

3 YEAR LIMITED ENGINE WARRANTY

Restrictions apply. See your authorized Yanmar Dealer for warranty details.
Actual product may differ slightly than pictured.



SIDE-ASSIST SPRAY GUN

Professional-style spray gun with ergonomic 360° rotating handle.



OPTIMAL PERFORMANCE

The YP3725PWH features a high-end AAA® Triplex pump and other rugged, industrial-grade components to reduce wear and extend service life in the toughest cleaning environments.

YP4035PWC

4000 PSI @ 3.5 GPM

- CRX® 340 engine is equipped with a low oil shutdown feature
- Reliable AAA® Triplex pump with bolt-on unloader, delivering peak performance and the highest nozzle pressure in its class
- 31" spray lance included for precise, targeted cleaning with extended reach
- 3/8 in. x 50 ft. kink- and abrasion-resistant steel-braided Monster™ hose with quick-connect fittings and polyurethane outer jacket
- Welded steel frame construction with a powder-coated finish for durability and corrosion resistance



SPECIFICATIONS

ENGINE CRX® 340	PUMP AAA® Triplex
PRESSURE 4000 PSI	FLOW 3.5 GPM
HOSE 50' Monster	NOZZLES 0°, 15°, 25°, 40°, Soap

10 YEAR LIMITED FRAME WARRANTY

7 YEAR LIMITED PUMP WARRANTY

3 YEAR LIMITED ENGINE WARRANTY

Restrictions apply. See your authorized Yanmar Dealer for warranty details.
Actual product may differ slightly than pictured.

FEATURES



OPTIMAL PERFORMANCE

Both the YP4035PWC and YP4035PWH feature AAA® Triplex pumps and other rugged, industrial-grade components to reduce wear and extend service life in the toughest cleaning environments.



STRENGTH & FLEXIBILITY

Monster™ hose with a polyurethane jacket is up to three times more abrasion-resistant than rubber while remaining lightweight and kink-resistant.

YP4035PWH

4000 PSI @ 3.5 GPM

- HONDA® GX270 engine with a low oil shutdown feature
- Reliable AAA® Triplex pump with bolt-on unloader, delivering peak performance and the highest nozzle pressure in its class
- 31" spray lance included for precise, targeted cleaning with extended reach
- 3/8 in. x 50 ft. kink- and abrasion-resistant steel-braided Monster™ hose with quick-connect fittings and polyurethane outer jacket



SPECIFICATIONS

ENGINE Honda® GX270	PUMP AAA® Triplex
PRESSURE 4000 PSI	FLOW 3.5 GPM
HOSE 50' Monster	NOZZLES 0°, 15°, 25°, 40°, Soap

10 YEAR LIMITED FRAME WARRANTY

7 YEAR LIMITED PUMP WARRANTY

3 YEAR LIMITED ENGINE WARRANTY

Restrictions apply. See your authorized Yanmar Dealer for warranty details.
Actual product may differ slightly than pictured.



SIDE-ASSIST SPRAY GUN

Professional-style spray gun with ergonomic 360° rotating handle.

PRESSURE WASHER COMPARISONS



YP3625PWC



YP3725PWH



YP4035PWC



YP4035PWH

ENGINE	CRX® 210	HONDA® GX200	CRX® 340	HONDA® GX270
PRESSURE	3600 PSI	3700 PSI	4000 PSI	4000 PSI
FLOW	2.5 GPM	2.5 GPM	3.5 GPM	3.5 GPM
HOSE	25' Monster™	50' Monster™	50' Monster™	50' Monster™
PUMP	AAA® Triplex	AAA® Triplex	AAA® Triplex	AAA® Triplex
NOZZLES	0°, 15°, 25°, 40°, Soap	0°, 15°, 25°, 40°, Soap	0°, 15°, 25°, 40°, Soap	0°, 15°, 25°, 40°, Soap
LANCE	16"	16"	31"	31"
GUN	Pro Style Spray Gun w/ Rear Load QC Plug w/ Side Assist	Pro Style Spray Gun w/ Rear Load QC Plug w/ Side Assist	Pro Style Spray Gun w/ Rear Load QC Plug w/ Side Assist	Pro Style Spray Gun w/ Rear Load QC Plug w/ Side Assist

Actual product may differ slightly than pictured.

PRESSURE WASHER ACCESSORIES

MONSTER™ HOSE



LENGTH	MAX PSI	TEMP	ID	FITTING
25'	4500	140° F	3/8"	3/8" QC
50'	4500	140° F	3/8"	3/8" QC



- Dual-braided MONSTER™ hose
- Polyurethane outer jacket
- Non-marring
- Three times more abrasion-resistant than rubber hose

NOZZLE SETS



DESCRIPTION	MAX PSI	TEMP
Set of five spray nozzles 0°, 15°, 25°, 40° and soap	3700	140° F
Set of five spray nozzles 0°, 15°, 25°, 40° and soap	4500	140° F

- Universal to fit pressure washers with quick-connect spray wands
- Array of spray patterns from pin point for tough jobs to wide fan


SPRAY GUN



DESCRIPTION	MAX PSI	TEMP
Spray gun with ergonomic grip	4500	140° F

- Pro-style ergonomic design with side-assist grip and easy pull trigger for comfort and ease of use
- Includes a 3/8" quick-connect plug adapter so gun can connect to MONSTER and/or MorFlex hoses


SPRAY LANCE



DESCRIPTION	MAX PSI	TEMP
16" spray lance	3700	140° F
31" spray lance	4500	140° F

- 1/4" quick-connect for easy attachment of spray tips and other accessories
- Cold-water applications only

GENERATORS / INVERTERS, 3-IN-1 COMPRESSOR WELDER GENERATOR, SEMI-TRASH PUMPS



Actual product may differ slightly than pictured.



YP2300VGC INVERTER

- CRX® 79cc engine is equipped with large recoil for easy starting
- 1.2 gal fuel tank capacity
- LED display provides real-time information
- Power is quietly delivered at 53dBA (25% load @ 7m)
- Overload protection: 15A
- GFCI protection
- Run time @ 25% load: 10 hrs



SPECIFICATIONS

ENGINE CRX®	ENGINE DISPLACEMENT 79cc
STARTING WATTS 2300	RUNNING WATTS 2000

1 YEAR LIMITED WARRANTY COMMERCIAL

3 YEAR LIMITED WARRANTY CONSUMER

Restrictions apply. See your authorized Yanmar Dealer for warranty details.
Actual product may differ slightly than pictured.

YP6875GNC

- CRX® 420 engine equipped with a low oil shutdown feature
- 6.6 gal fuel tank capacity
- 21A main breaker
- Automatic voltage regulation
- Roll cage frame with foldable handle for easy mobility and storage
- Never-flat wheels for ease of maneuverability across various terrain
- Run time @ 25% load: 9.5 hrs



SPECIFICATIONS

ENGINE CRX® 420	ENGINE DISPLACEMENT 420cc
STARTING WATTS 6875	RUNNING WATTS 5500

6 MONTH LIMITED WARRANTY COMMERCIAL

3 YEAR LIMITED WARRANTY CONSUMER

Restrictions apply. See your authorized Yanmar Dealer for warranty details.
Actual product may differ slightly than pictured.

YP10000GNC

- CRX® 420 engine equipped with low oil shutdown feature
- 6.6 gal fuel tank capacity
- 30A main breaker
- Automatic voltage regulation
- Roll cage frame with foldable handle for easy mobility and storage
- Never-flat wheels for ease of maneuverability across various terrain
- Run time @ 25% load: 9.5 hrs



SPECIFICATIONS

ENGINE CRX 420 E-Start®	ENGINE DISPLACEMENT 439cc
-----------------------------------	-------------------------------------

STARTING WATTS 10000	RUNNING WATTS 8300
--------------------------------	------------------------------

6 MONTH LIMITED WARRANTY COMMERCIAL

3 YEAR LIMITED WARRANTY CONSUMER

Restrictions apply. See your authorized Yanmar Dealer for warranty details.
Actual product may differ slightly than pictured.

YP5500GNH

- HONDA® GX270 engine equipped with low oil sensor
- 7.9 gal fuel tank capacity
- 17.5A main breaker
- Capacitor voltage regulation
- Heavy-duty welded steel frame with a foldable handle for compact storage
- Foam-filled wheels for easy and dependable mobility
- Run time @ 25% load: 17 hrs



SPECIFICATIONS

ENGINE HONDA® GX270	ENGINE DISPLACEMENT 270cc
-------------------------------	-------------------------------------

STARTING WATTS 5500	RUNNING WATTS 4500
-------------------------------	------------------------------

3 YEAR LIMITED ENGINE WARRANTY

10 YEAR LIMITED FRAME WARRANTY

5 YEAR LIMITED ALTERNATOR WARRANTY

Restrictions apply. See your authorized Yanmar Dealer for warranty details.
Actual product may differ slightly than pictured.

YP8500GNH

- HONDA® GX390 engine equipped with low oil sensor
- 7.9 gal fuel tank capacity
- 30A main breaker
- Capacitor voltage regulation
- Heavy-duty welded steel frame with a foldable handle for compact storage
- Foam-filled wheels for easy and dependable mobility
- Run time @ 25% load: 12 hrs



SPECIFICATIONS

ENGINE HONDA® GX390	ENGINE DISPLACEMENT 389cc
-------------------------------	-------------------------------------

STARTING WATTS 8500	RUNNING WATTS 7000
-------------------------------	------------------------------

3 YEAR LIMITED ENGINE WARRANTY

Restrictions apply. See your authorized Yanmar Dealer for warranty details.
Actual product may differ slightly than pictured.

10 YEAR LIMITED FRAME WARRANTY

5 YEAR LIMITED ALTERNATOR WARRANTY

YP165GW 3-IN-1 COMPRESSOR WELDER GENERATOR

- Heavy-duty 2-stage cast iron pump
- Bearings on both ends of the pump crank shaft
- Needle bearings at wrist pin on pump
- Industrial-grade electric-start drive engine
- Pilot valve for continuous operation
- Fully enclosed belt guard
- Alternator on drive engine
- 5000 watt generator, 120/220V outlets
- Stainless steel flex air lines
- Vibration isolation mounts
- Belt tension mount for all drive belts
- Compressor tank capacity: 30 gal.

SPECIFICATIONS

ENGINE CRX420 w/ key start	WELDER AMPERAGE 240A DC
--------------------------------------	-----------------------------------

GENERATOR OUTPUT 5000 WATTS	COMPRESSOR PERFORMANCE 16 CFM @ 175 PSI
---------------------------------------	---

1 YEAR LIMITED ENGINE WARRANTY

1 YEAR LIMITED WELDER WARRANTY

1 YEAR LIMITED PUMP WARRANTY

Restrictions apply. See your authorized Yanmar Dealer for warranty details.
Actual product may differ slightly than pictured.



YP158TP SEMI TRASH PUMP

- Recoil start
- Suction head lift of 25 feet
- Total head lift of 98 feet
- 2" inlet and outlet
- Debris up to 9/16 in.
- Unit weight: 70 lbs.

SPECIFICATIONS

ENGINE CRX210	ENGINE DISPLACEMENT 208cc
-------------------------	-------------------------------------


FLOW RATE 158 GPM	FUEL TANK CAPACITY 0.82 GAL
-----------------------------	---------------------------------------

3 YEAR LIMITED ENGINE WARRANTY

1 YEAR LIMITED PUMP WARRANTY

10 YEAR LIMITED FRAME WARRANTY

Restrictions apply. See your authorized Yanmar Dealer for warranty details.
Actual product may differ slightly than pictured.



YP285TP TRASH PUMP

- Recoil start
- Suction head lift of 25 feet
- Total head lift of 75 feet
- 3" inlet and outlet
- Debris up to 1 1/5 in.
- Unit weight: 84 lbs.

SPECIFICATIONS

ENGINE HONDA GX200	ENGINE DISPLACEMENT 196cc
------------------------------	-------------------------------------



FLOW RATE 285 GPM	FUEL TANK CAPACITY 0.82 GAL
-----------------------------	---------------------------------------

3 YEAR LIMITED ENGINE WARRANTY

1 YEAR LIMITED PUMP WARRANTY

10 YEAR LIMITED FRAME WARRANTY

Restrictions apply. See your authorized Yanmar Dealer for warranty details.
Actual product may differ slightly than pictured.







POWER EQUIPMENT



YANMAR America Corporation
101 International Pkwy, Adairsville, GA 30103
770.877.9894

www.YanmarTractor.com

The information in this brochure is accurate as of the date of printing and subject to change. All rights reserved by and belong to YANMAR®.
©2025 YANMAR America Corporation. YT21-170 11/03

-  <https://www.facebook.com/yanmartractoramerica>
-  <https://www.instagram.com/yanmartractorsamerica>
-  <https://www.linkedin.com/yanmaramerica>
-  <https://www.youtube.com/user/yanmarusa>

YANMAR has a corporate policy of continuous product improvement and development; therefore data, specifications, and warranty are subject to change without any advance notice. There may be differences between the specifications and illustrations contained in this publication and the actual equipment. Equipment components produced by other manufacturers may be shown in photographs in this publication for the purpose of illustration only and is not intended as an endorsement of that particular equipment or its suitability. Inspect equipment before using it and be sure it is operating properly. The product depictions are not meant to be used or relied upon as a substitute for the safety and use information that is published in the respective operator's manual. Before operating a machine, read, understand, and follow all instructions of the manual and on the machine. YANMAR disclaims all representations, express or implied, or any liability from the use of this publication.

PRESSURE WASHERS / INVERTER / GENERATORS
SEMI TRASH PUMPS / 3-IN-1 COMPRESSOR WELDER GENERATOR